
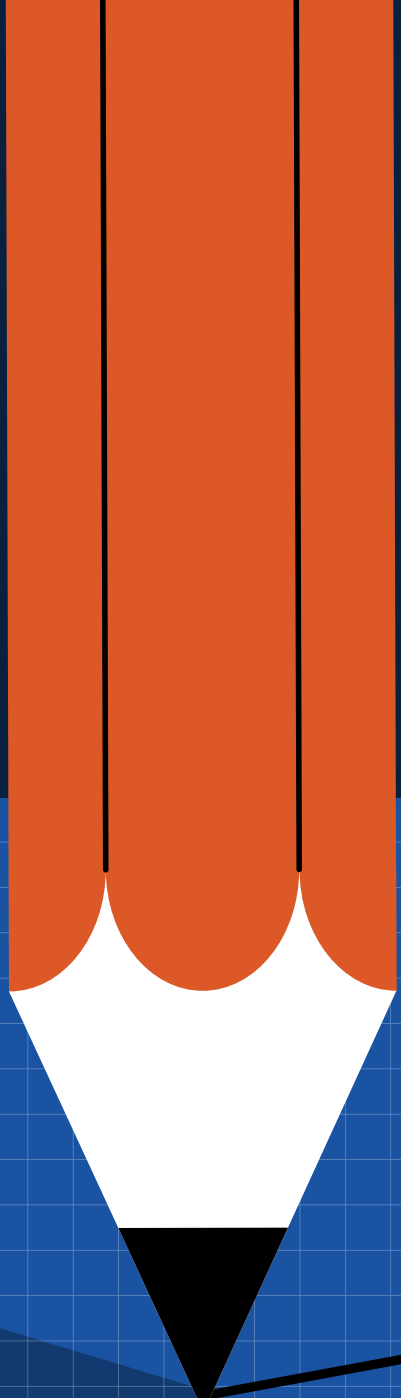


2ND EDITION

2025 ALEC INDEX OF
**STATE
EDUCATION
FREEDOM**

A 50-State Guide to Parental Empowerment



ALEC

ABOUT THE AMERICAN LEGISLATIVE EXCHANGE COUNCIL

The ALEC Index of State Education Freedom was published by the American Legislative Exchange Council (ALEC) as part of its mission to increase individual liberty, prosperity, and the well-being of all Americans by advancing and promoting the principles of limited government, free markets, and federalism.

ALEC is the nation's largest nonpartisan, voluntary membership organization of state legislators, with more than 2,000 members across the nation. ALEC is governed by a [Board of Directors](#) of state legislators and is classified by the Internal Revenue Service as a 501(c)(3) nonprofit, public policy and educational organization. Individuals, philanthropic foundations, businesses and associations are eligible to support the work of ALEC through tax-deductible gifts.



The mission of the [ALEC Education and Workforce Development Task Force](#) is to promote excellence in the nation's educational system, to advance reforms through parental choice, to support efficiency, accountability, and transparency in all educational institutions, and to ensure America's youth are given the opportunity to succeed.

MANAGING EDITORS:

Jonathan Williams

Chief Economist
Executive Vice President of Policy
American Legislative Exchange Council

Lee Schalk

Vice President of Policy
American Legislative Exchange Council

AUTHOR:

Andrew Handel

Director, Education and Workforce Development Task Force
Director, Center to Protect Free Speech
American Legislative Exchange Council



JOIN ALEC

If you are a state legislator interested in joining America's largest nonpartisan, voluntary membership organization of state policymakers, apply for membership [here](#).

Applications for private sector, alumni and American City County Exchange memberships can be found at [ALEC.org/membership](https://alec.org/membership).



SUPPORT ALEC

To support ALEC and its work in the states, click [here](#) to make a tax-deductible gift. You can also contact an ALEC development officer [here](#).

ACKNOWLEDGEMENTS AND DISCLAIMERS

First and foremost, the author wishes to thank the warriors for freedom at the Allegheny Foundation, whose generous support makes the ALEC Index of State Education Freedom possible. The author would also like to thank ALEC CEO Lisa B. Nelson, Jonathan Williams, and Lee Schalk for their generous contributions to this publication in addition to EdChoice, the Home School Legal Defense Association, the Center for Education Reform, the Digital Learning Collaborative, and the Reason Foundation, whose data form the backbone of this publication.

All rights reserved. Except as permitted under the United States Copyright Act of 1976, no part of this publication may be reproduced or distributed in any form or by any means or stored in a database or retrieval system, without the prior permission of the publisher. The copyright to this work is held by the American Legislative Exchange Council. This publication may not be duplicated or distributed in any form without the permission of the American Legislative Exchange Council and proper attribution.

AMERICAN LEGISLATIVE EXCHANGE COUNCIL

2733 Crystal Drive, Suite 1000
Arlington, VA 22202
(571) 482 5009

[ALEC.org](https://www.alec.org)

TABLE OF CONTENTS

<u>Introduction</u>	<u>4</u>
<u>Overall Rankings</u>	<u>6</u>
<u>Scoring Categories</u>	<u>9</u>
Education Freedom Programs	10
Charter Schools	12
Homeschooling	14
Virtual Schooling	16
Open Enrollment	18
<u>Methodology and Scoring Details</u>	<u>20</u>
Overview	21
Category 1: Education Freedom Programs (40 Points)	21
Scoring Detail - Education Freedom Programs	22
Category 2: Charter Schools (15 Points)	27
Scoring Detail - Charter Schools	27
Category 3: Homeschooling (15 Points)	29
Scoring Detail - Homeschooling	29
Category 4: Virtual Schooling (15 Points)	30
Scoring Detail - Virtual Schooling	30
Category 5: Open Enrollment (15 Points)	32
Intradistrict Open Enrollment	32
Interdistrict Open Enrollment	32
Scoring Detail - Open Enrollment	32
Letter Grading	34
Notes	34
<u>ALEC Model Policies</u>	<u>35</u>
<u>State Report Cards</u>	<u>37</u>

INTRODUCTION

Friends,

We are in the midst of an educational renaissance in America. At the time of writing, a record 12 states are empowering (or will soon be empowering) every family and every student with education freedom. These states recognize the unique needs of each student and that parents, not government bureaucrats, are best positioned to determine those needs and choose a school that best fits their student.

The *ALEC Index of State Education Freedom* was created to provide a detailed and comprehensive 50-state analysis of what learning options are available and accessible to families. This publication conducts a deep-dive analysis of each state's charter school, home school, virtual school, and open enrollment laws to determine how accessible these learning environments are to families. We also analyze the various programs each state has in place that help offset the cost of alternative learning environments, like education scholarship accounts (ESAs), tax-credit scholarships, voucher programs, and more.

With this being the second edition of the publication, we have made several improvements and refinements to the scoring and ranking methodology that better reflect the education freedom environment in each state. You will also notice that the category for education freedom programs has been weighted more heavily in this version, reflecting the critical importance of these programs for families seeking alternate learning environments better suited to their students.

We hope that this publication will serve as a resource for constituents looking to learn more about the programs available in their state to policymakers during the 2025 legislative sessions, who are looking to expand the educational options available to families. If you have any feedback or suggestions, please do not hesitate to reach out to me at ahandel@alec.org.

Andrew Handel

Director, Education and Workforce Development Task Force
American Legislative Exchange Council

EDITOR'S NOTE:

This publication reflects all programs and policies that were signed into law as of June 1st, 2024. All programs passed after this date will be reflected in the next iteration of this publication.

MAJOR 2024 CHANGES IN STATE EDUCATION FREEDOM

ALABAMA – Governor Ivey signed the Creating Hope & Opportunity for Our Students' Education (CHOOSE) Act into law earlier this year. The program creates ESAs that will be available to all students in the state starting in 2027, making Alabama the 11th state to create universal education freedom.

GEORGIA – Governor Kemp signed the Georgie Opportunity Scholarship Program into law, which creates an ESA program for students attending the bottom 25% of public schools in the state.

LOUISIANA – Governor Landry signed the Louisiana Giving All True Opportunity to Rise (LA GATOR) program into law. This ESA program will eventually be available to all students in the state, with the exact timeline for universal eligibility being determined by the Louisiana Department of Education. Louisiana became the 12th state with universal education freedom thanks to this legislation.

MISSOURI – Governor Parson signed an expansion of the Missouri Empowerment Scholarship Account Program into law. Previously, this ESA program was limited to students in the most populated parts of the state who had a household income below 200% of the level for free-and-reduced-price lunches. The legislature voted to expand the program to remove the geographic requirements, permit siblings to use the program, raise the income threshold to 300% of the level for free-and-reduced-price lunches, and increase the funding cap from \$50 million to \$75 million.

OKLAHOMA – Governor Stitt signed legislation into law that expands the state's open enrollment program to include interdistrict transfers. The expansion makes Oklahoma's open enrollment law the strongest in the country and the only state to earn a perfect score for this category in the ^2024 Index of State Education Freedom.

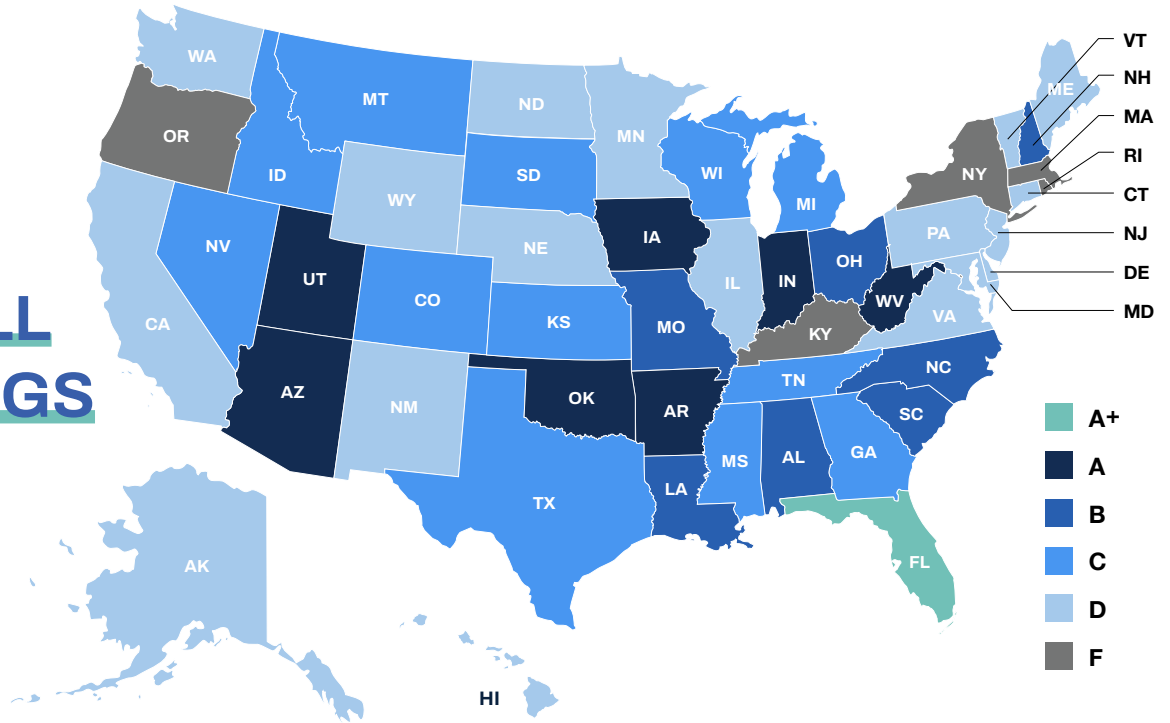
UTAH – The legislature voted to expand funding for the Utah Fits All Scholarship Program. The program, which is available to all students in the state, saw massive demand amongst families. As a result, the legislature doubled the funding cap from \$40 million to \$80 million for the program.

WYOMING – The legislature passed a significant ESA program this year, but Governor Gordon line-item vetoed some its provisions to reduce eligibility. As a result, this new ESA program will be available to students with a household income below 150% of the federal poverty level. The ESA is Wyoming's first education freedom program ever created.

OVERALL RANKINGS

2025 | ALEC INDEX OF STATE EDUCATION FREEDOM

OVERALL RANKINGS



RANK	STATE	TOTAL	GRADE
1	Florida	89.87	A+
2	Arizona	79.62	A
3	Arkansas	77.12	A
4	Oklahoma	72.93	A
5	Iowa	72.78	A
6	West Virginia	71.23	A-
7	Indiana	69.32	A-
8	Utah	65.04	A-
9	Louisiana	64.46	B+
10	Ohio	63.79	B+
11	Alabama	59.66	B
12	North Carolina	58.29	B
13	South Carolina	51.13	B
14	Missouri	50.76	B-
15	New Hampshire	49.84	B-
16	Tennessee	49.03	C+
17	Georgia	46.78	C+
18	Idaho	46.57	C
19	Colorado	40.01	C
20	Wisconsin	39.23	C
21	Mississippi	38.24	C
22	Nevada	36.09	C
23	Montana	35.59	C
24	Texas	35.21	C-
25	South Dakota	33.50	C-

RANK	STATE	TOTAL	GRADE
26	Michigan	33.47	C-
27	Kansas	33.19	C-
28	Wyoming	32.62	D
29	Vermont	30.75	D
30	Maine	30.45	D
31	Minnesota	30.22	D
32	Nebraska	30.00	D
33	California	29.66	D
34	Delaware	28.82	D
35	Alaska	28.54	D
36	Maryland	28.18	D
37	Pennsylvania	25.86	D
38	Illinois	24.12	D
39	Virginia	23.16	D
40	Connecticut	23.04	D
41	Hawaii	22.22	D
42	New Jersey	22.05	D
43	Washington	21.98	D
44	New Mexico	20.91	D
45	North Dakota	20.50	D
46	Kentucky	19.57	F
47	Rhode Island	15.23	F
48	Oregon	15.02	F
49	Massachusetts	14.47	F
50	New York	9.96	F

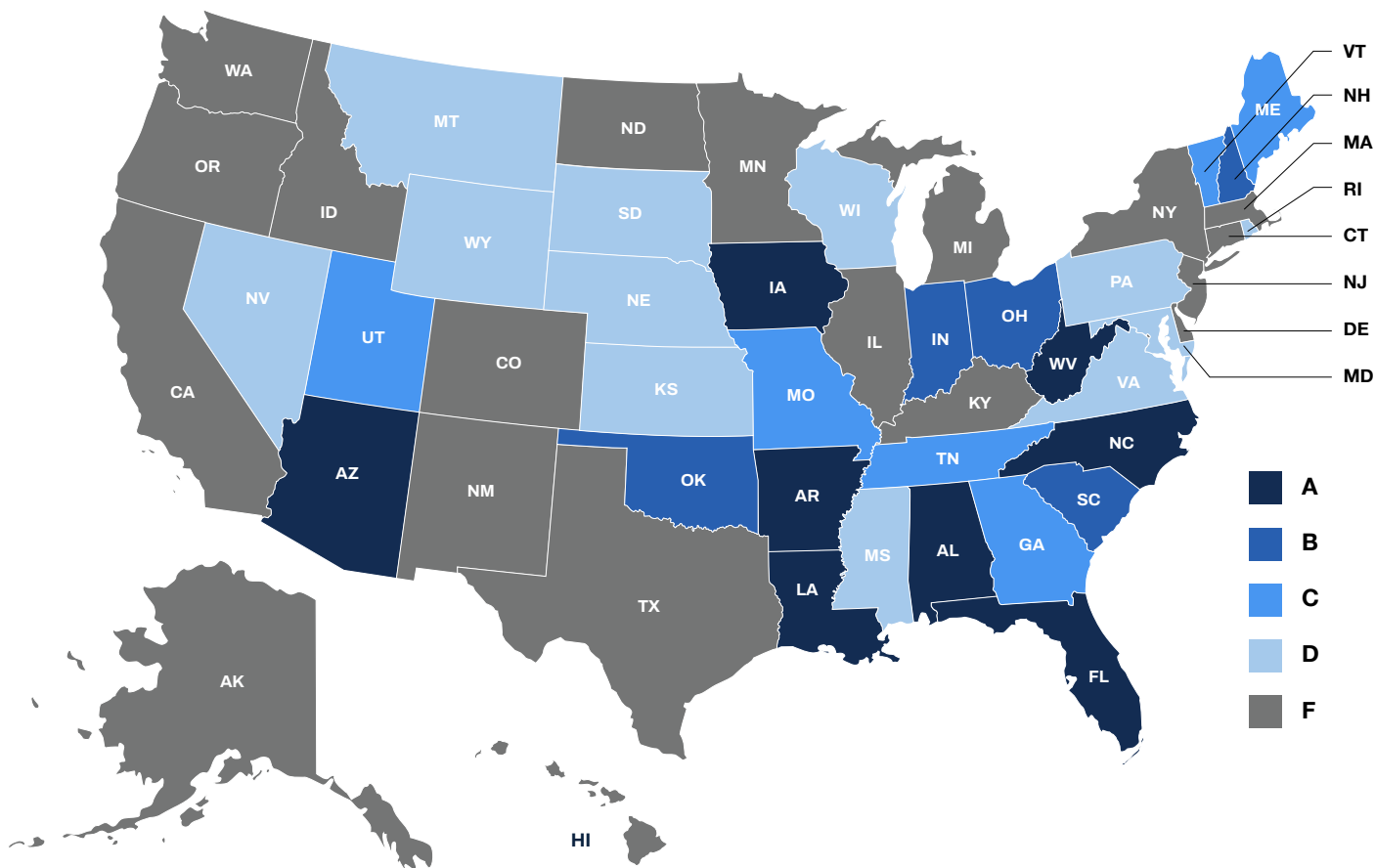
SCORING CATEGORIES

2025 | ALEC INDEX OF STATE EDUCATION FREEDOM

SCORING CATEGORIES

EDUCATION FREEDOM PROGRAMS

Education freedom programs include education scholarship accounts (ESAs), vouchers, and tax-credit scholarships. These programs allow state dollars to follow students to the best learning environment for them, whether that be a public school, private school, virtual school, charter school, home school, or something else. These rankings are based on program data from EdChoice.



SCORING CATEGORIES

EDUCATION FREEDOM PROGRAMS

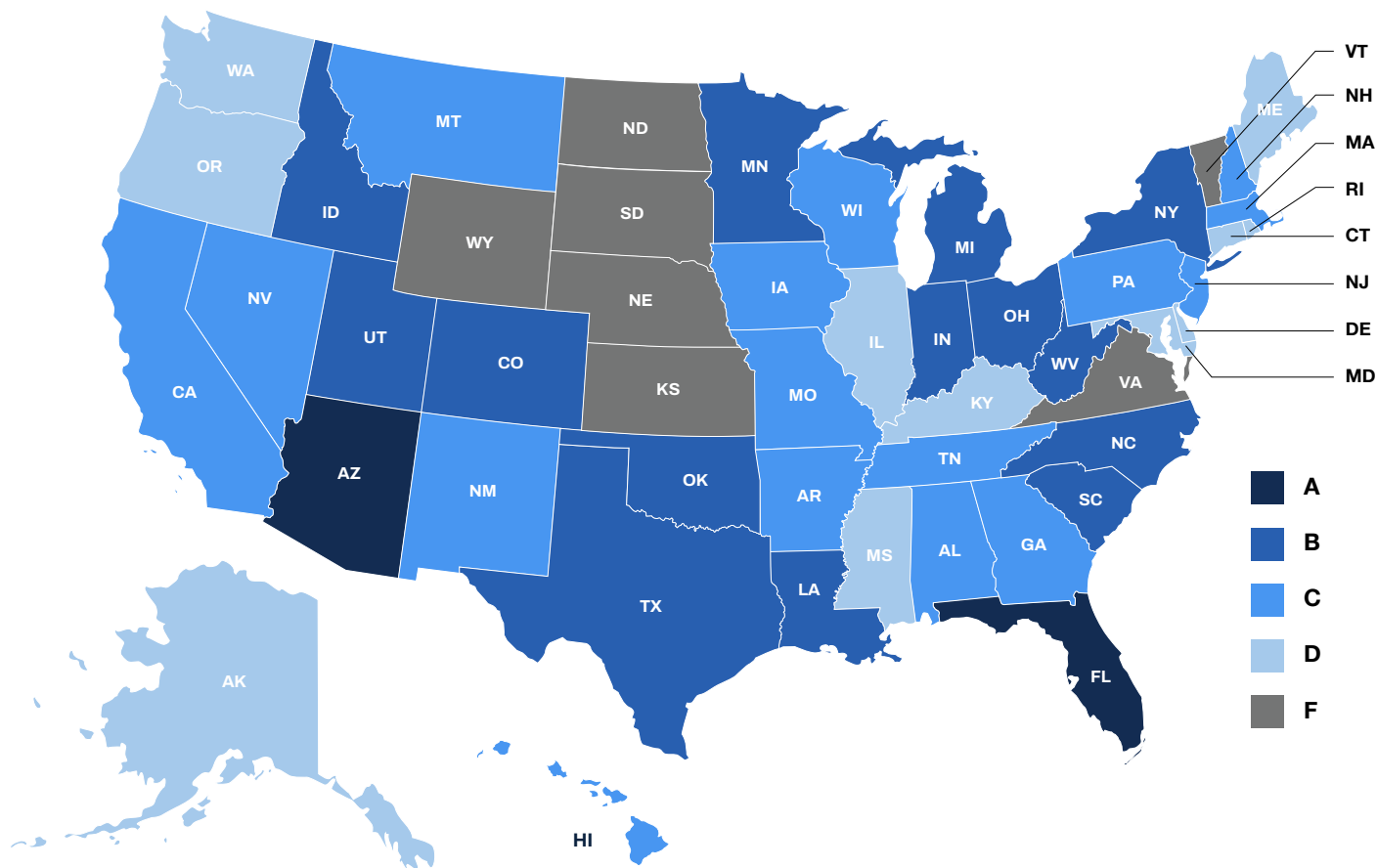
RANK	STATE	TOTAL	GRADE
1	Arizona	40.00	A
2	Florida	39.00	A
3	Iowa	38.00	A
4	West Virginia	37.00	A
5	North Carolina	36.50	A
6	Arkansas	35.50	A
7	Alabama	35.00	A
	Louisiana	35.00	A
9	Indiana	33.00	B
10	Ohio	32.00	B
11	South Carolina	29.00	B
12	New Hampshire	26.50	B
13	Oklahoma	22.50	B
14	Tennessee	21.00	C
15	Utah	20.50	C
16	Vermont	19.00	C
17	Maine	17.00	C
18	Missouri	16.00	C
	Georgia	16.00	C
20	Mississippi	15.00	D
21	Pennsylvania	11.50	D
22	Nebraska	11.00	D
23	Wyoming	7.00	D
	Nevada	7.00	D
25	Montana	6.00	D

RANK	STATE	TOTAL	GRADE
	South Dakota	6.00	D
27	Wisconsin	4.00	D
	Rhode Island	4.00	D
	Virginia	4.00	D
30	Kansas	3.00	D
31	Maryland	2.00	D
32	Alaska	0.00	F
	California	0.00	F
	Colorado	0.00	F
	Connecticut	0.00	F
	Delaware	0.00	F
	Hawaii	0.00	F
	Idaho	0.00	F
	Illinois	0.00	F
	Kentucky	0.00	F
	Massachusetts	0.00	F
	Michigan	0.00	F
	Minnesota	0.00	F
	New Jersey	0.00	F
	New Mexico	0.00	F
	New York	0.00	F
	North Dakota	0.00	F
	Oregon	0.00	F
	Texas	0.00	F
	Washington	0.00	F

SCORING CATEGORIES

CHARTER SCHOOLS

Charter schools are tuition-free public schools that operate without the regulations given to traditional public schools. In exchange for this freedom to innovate, charter schools commit to obtaining specific learning goals. So long as these goals are met, the charter school can continue to operate. A state earns top marks in this category when the growth of charters is not capped, when a universal and/or non-district authorizer is available, and when charter schools receive similar funding to their traditional public-school counterparts. These rankings are based on the Center for Education Reform's 2024 National Charter School Law Rankings & Scorecard.



SCORING CATEGORIES

CHARTER SCHOOLS

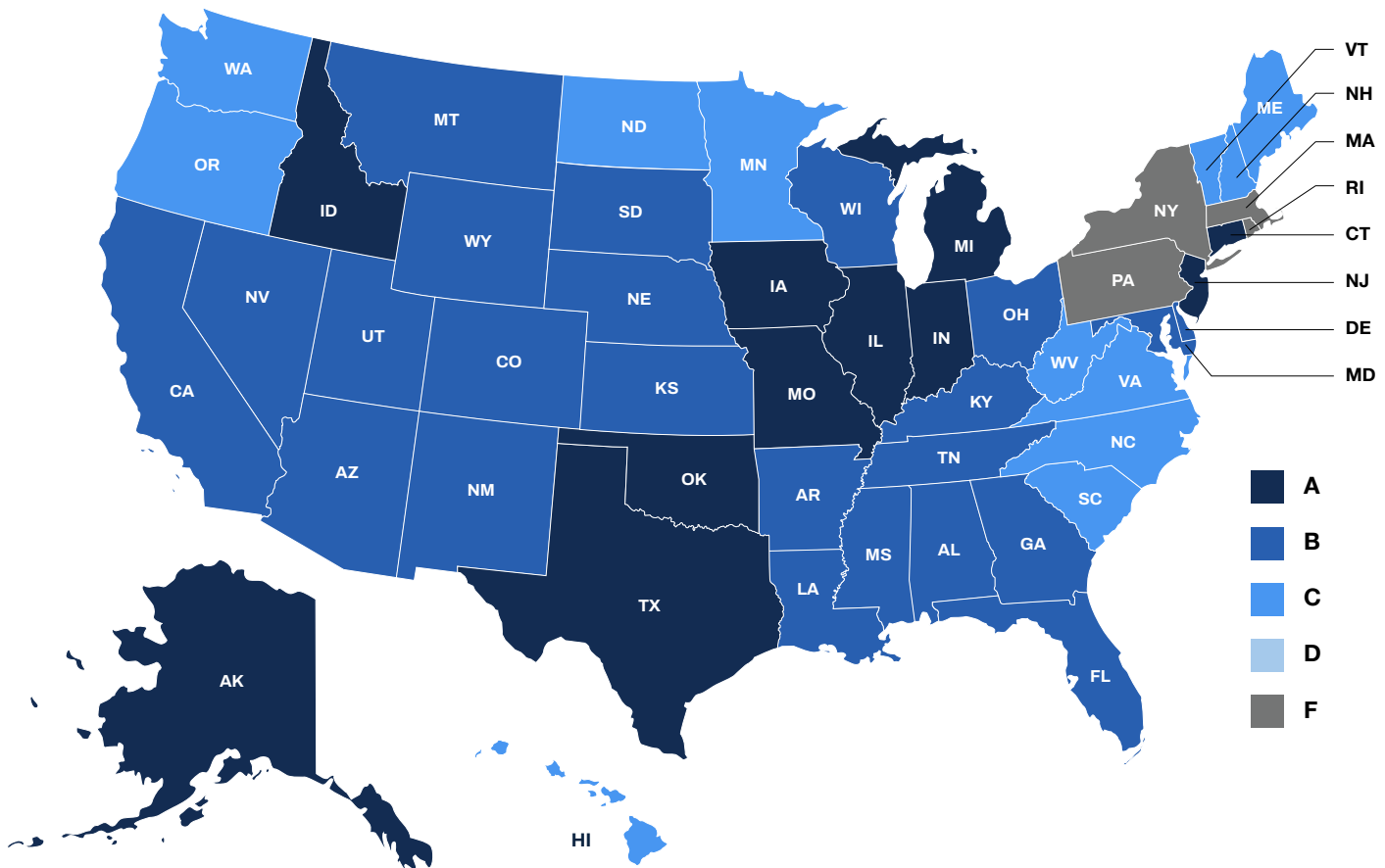
RANK	STATE	TOTAL	GRADE
1	Arizona	11.87	A
	Florida	11.87	A
3	Michigan	10.97	B
	Minnesota	10.97	B
5	Idaho	10.07	B
	Indiana	10.07	B
7	New York	9.96	B
8	South Carolina	9.63	B
9	Colorado	9.51	B
10	North Carolina	9.29	B
	Ohio	9.29	B
	Utah	9.29	B
13	Oklahoma	9.18	B
14	Louisiana	8.96	B
	Texas	8.96	B
16	West Virginia	8.73	B
	Wisconsin	8.73	C
18	Arkansas	8.62	C
19	Missouri	8.51	C
20	Georgia	8.28	C
	Tennessee	8.28	C
22	Montana	7.84	C
	Nevada	7.84	C
	New Hampshire	7.84	C
25	Massachusetts	7.72	C

RANK	STATE	TOTAL	GRADE
26	Pennsylvania	7.61	C
27	Iowa	7.28	C
28	Alabama	7.16	C
	California	7.16	C
	New Mexico	7.16	C
31	New Jersey	7.05	C
32	Hawaii	6.72	C
33	Mississippi	6.49	D
34	Oregon	6.27	D
35	Alaska	6.04	D
36	Delaware	5.82	D
	Kentucky	5.82	D
38	Illinois	5.37	D
39	Connecticut	5.04	D
40	Maryland	4.93	D
41	Maine	4.70	D
42	Rhode Island	4.48	D
	Washington	4.48	D
44	Wyoming	4.37	F
45	Virginia	2.91	F
46	Kansas	2.69	F
47	Nebraska	0.00	F
	North Dakota	0.00	F
	South Dakota	0.00	F
	Vermont	0.00	F

SCORING CATEGORIES

HOMESCHOOLING

Homeschooling is perhaps the most customizable and tailored approach to learning for students. Thanks to its flexibility, home-schooled students receive a unique educational experience that is parent-led and primarily home-based. State laws should allow these parents maximum flexibility to teach their students in the best manner possible by minimizing burdensome regulations. States earn an “A” when parents are not required to notify their school district that they are homeschooling. In addition, regulations that can impede the homeschooling experience, like testing and academic requirements, are not present. These rankings are based on data from the Home School Legal Defense Association.



SCORING CATEGORIES

HOMESCHOOLING

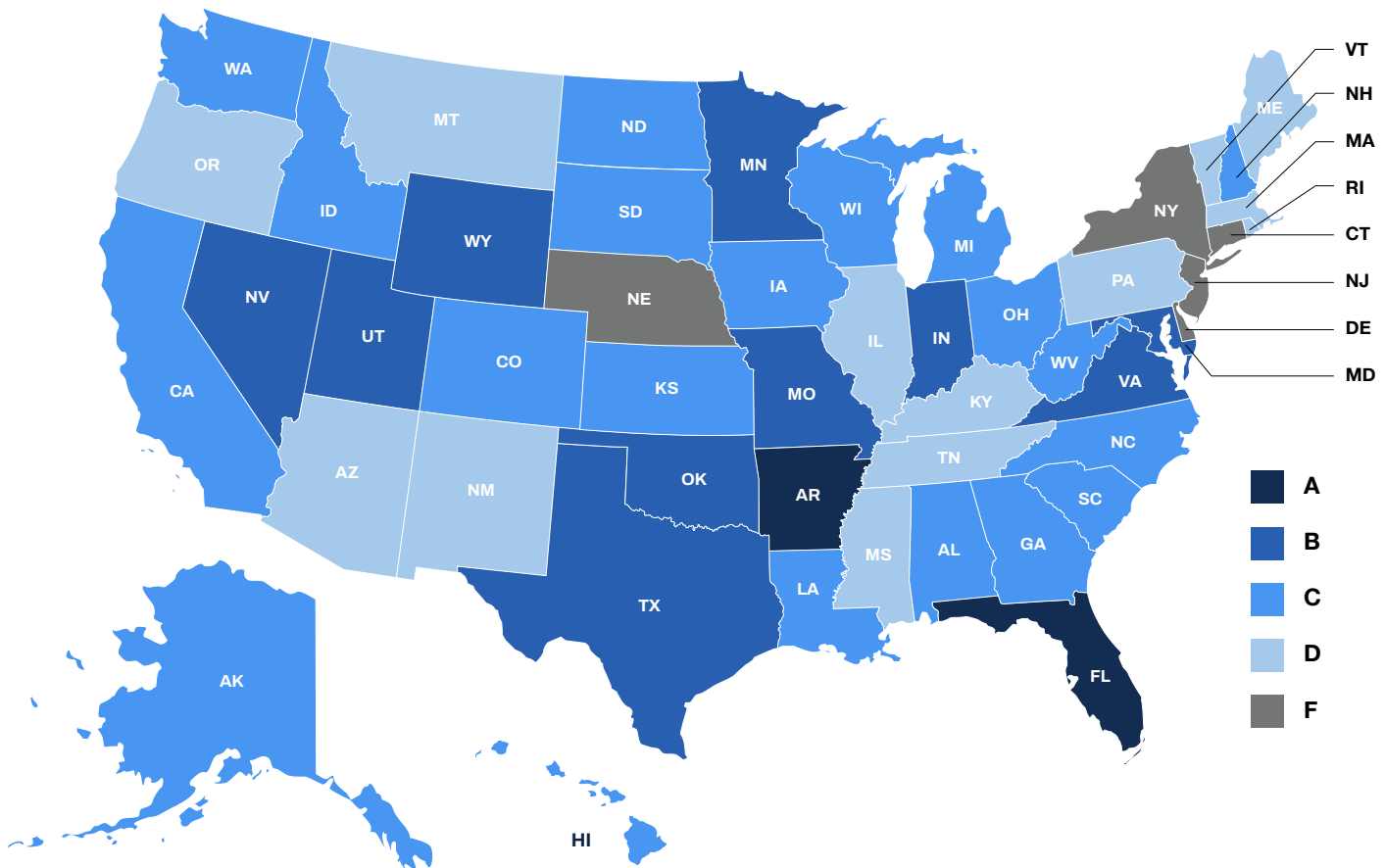
RANK	STATE	TOTAL	GRADE
1	Alaska	15	A
	Connecticut	15	A
	Idaho	15	A
	Illinois	15	A
	Indiana	15	A
	Iowa	15	A
	Michigan	15	A
	Missouri	15	A
	New Jersey	15	A
	Oklahoma	15	A
	Texas	15	A
12	Alabama	10	B
	Arizona	10	B
	Arkansas	10	B
	California	10	B
	Colorado	10	B
	Delaware	10	B
	Florida	10	B
	Georgia	10	B
	Kansas	10	B
	Kentucky	10	B
	Louisiana	10	B
	Maryland	10	B
	Mississippi	10	B
	Montana	10	B

RANK	STATE	TOTAL	GRADE
	Nebraska	10	B
	Nevada	10	B
	New Mexico	10	B
	Ohio	10	B
	South Dakota	10	B
	Tennessee	10	B
	Utah	10	B
	Wisconsin	10	B
	Wyoming	10	B
35	Hawaii	5	C
	Maine	5	C
	Minnesota	5	C
	New Hampshire	5	C
	North Carolina	5	C
	North Dakota	5	C
	Oregon	5	C
	South Carolina	5	C
	Vermont	5	C
	Virginia	5	C
	Washington	5	C
	West Virginia	5	C
47	Massachusetts	0	F
	New York	0	F
	Pennsylvania	0	F
	Rhode Island	0	F

SCORING CATEGORIES

VIRTUAL SCHOOLING

Virtual schools offer online classrooms where students are taught by teachers certified in online pedagogy. The software used in these virtual schools is specially tailored to an online learning environment and should not be confused with the emergency crisis remote learning utilized by many public schools when they transitioned to Zoom learning during the COVID-19 pandemic. The best states for virtual schooling will have options available statewide and across school districts. These states also require some online learning to graduate high school and provide an approval process for online providers and courses. These rankings are based on data from the Digital Learning Collaborative.



SCORING CATEGORIES

VIRTUAL SCHOOLING

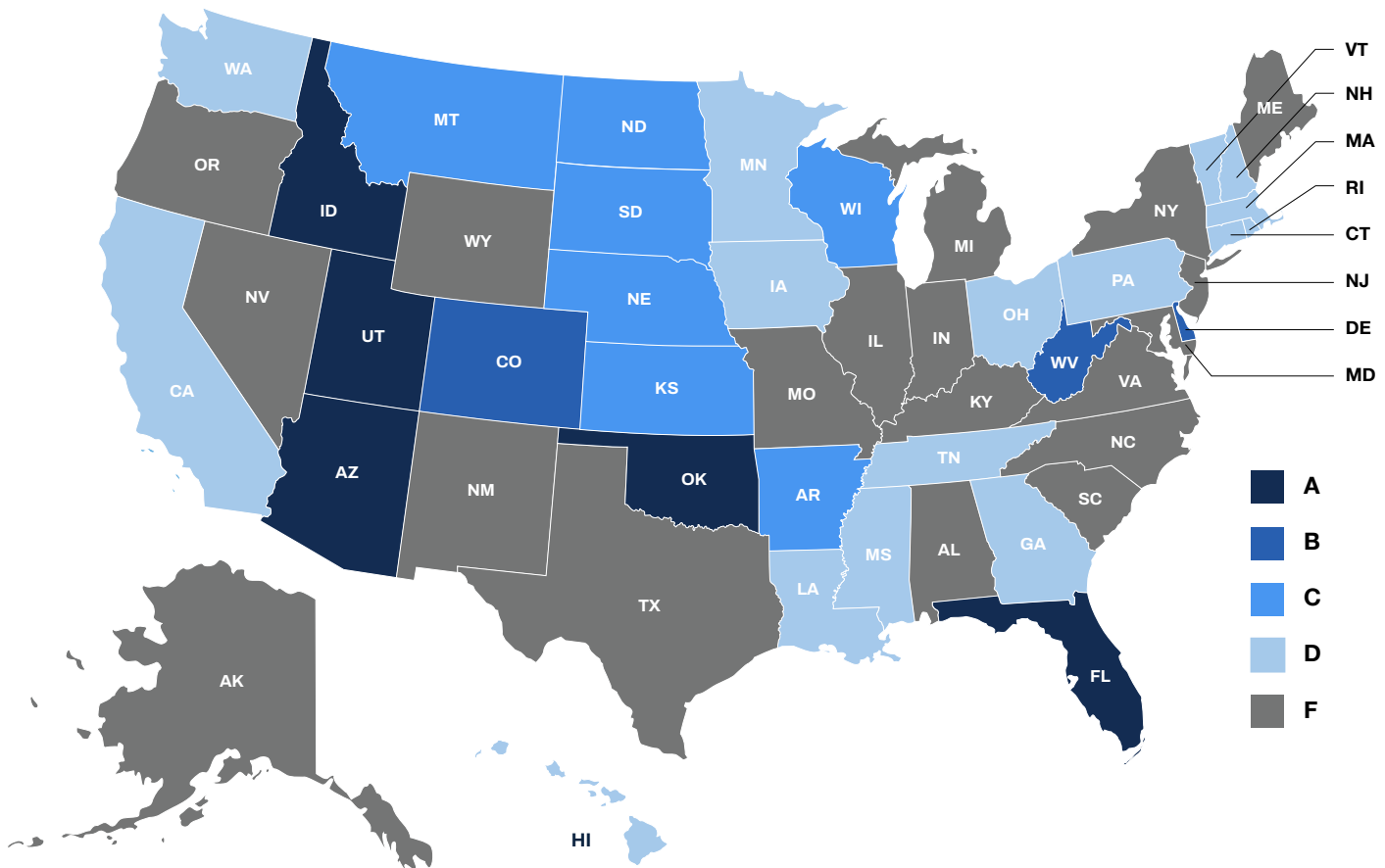
RANK	STATE	TOTAL	GRADE
1	Arkansas	15	A
	Florida	15	A
3	Indiana	11.25	B
	Maryland	11.25	B
	Minnesota	11.25	B
	Missouri	11.25	B
	Nevada	11.25	B
	Oklahoma	11.25	B
	Texas	11.25	B
	Utah	11.25	B
	Virginia	11.25	B
	Wyoming	11.25	B
13	Alabama	7.5	C
	Alaska	7.5	C
	California	7.5	C
	Colorado	7.5	C
	Georgia	7.5	C
	Hawaii	7.5	C
	Idaho	7.5	C
	Iowa	7.5	C
	Kansas	7.5	C
	Louisiana	7.5	C
	Michigan	7.5	C
	New Hampshire	7.5	C
	North Carolina	7.5	C

RANK	STATE	TOTAL	GRADE
	North Dakota	7.5	C
	Ohio	7.5	C
	South Carolina	7.5	C
	South Dakota	7.5	C
	Washington	7.5	C
	West Virginia	7.5	C
	Wisconsin	7.5	C
33	Arizona	3.75	D
	Illinois	3.75	D
	Kentucky	3.75	D
	Maine	3.75	D
	Massachusetts	3.75	D
	Mississippi	3.75	D
	Montana	3.75	D
	New Mexico	3.75	D
	Oregon	3.75	D
	Pennsylvania	3.75	D
	Rhode Island	3.75	D
	Tennessee	3.75	D
	Vermont	3.75	D
46	Connecticut	0	F
	Delaware	0	F
	Nebraska	0	F
	New Jersey	0	F
	New York	0	F

SCORING CATEGORIES

OPEN ENROLLMENT

Open enrollment refers to policies that allow students to attend a traditional public school outside of their designated attendance zone. There are two types of open enrollment: interdistrict and intradistrict. Interdistrict open enrollment policies allow students to transfer to a traditional public school outside of their assigned school district. Intradistrict open enrollment policies allow students to transfer to another traditional public school outside of their attendance zone but still within the same school district. The best open enrollment policies permit both inter- and intradistrict open enrollment while mandating that school districts participate in these programs, subject only to reasonable limitations like classroom space. These rankings are based on data from the Reason Foundation.



SCORING CATEGORIES

OPEN ENROLLMENT

RANK	STATE	TOTAL	GRADE
1	Oklahoma	15	A
2	Arizona	14	A
	Florida	14	A
	Idaho	14	A
	Utah	14	A
6	Colorado	13	B
	Delaware	13	B
	West Virginia	13	B
9	South Dakota	10	C
	Kansas	10	C
11	Nebraska	9	C
	Wisconsin	9	C
13	Arkansas	8	C
	Montana	8	C
	North Dakota	8	C
16	Tennessee	6	D
17	California	5	D
	Georgia	5	D
	Iowa	5	D
	Ohio	5	D
	Washington	5	D
22	Connecticut	3	D
	Hawaii	3	D
	Louisiana	3	D
	Massachusetts	3	D

RANK	STATE	TOTAL	GRADE
	Minnesota	3	D
	Mississippi	3	D
	New Hampshire	3	D
	Pennsylvania	3	D
	Rhode Island	3	D
	Vermont	3	D
32	Alabama	0	F
	Alaska	0	F
	Illinois	0	F
	Indiana	0	F
	Kentucky	0	F
	Maine	0	F
	Maryland	0	F
	Michigan	0	F
	Missouri	0	F
	Nevada	0	F
	New Jersey	0	F
	New Mexico	0	F
	New York	0	F
	North Carolina	0	F
	Oregon	0	F
	South Carolina	0	F
	Texas	0	F
	Virginia	0	F
	Wyoming	0	F

METHODOLOGY & SCORING DETAILS

2025 | ALEC INDEX OF STATE EDUCATION FREEDOM

METHODOLOGY AND SCORING DETAILS

OVERVIEW

The ALEC Index of State Education Freedom ranks each state based on the availability of various educational environments, including charter schools, homeschooling, virtual schools, and public schools (through open enrollment policies). The index also examines the programs that each state has available to families and rates them based on how many families are able to take advantage of it and how much funding is provided.

Too many communities around the country utilize a “one-size-fits-all” system of education, assigning children to a public school based on nothing more than a street address. This arcane method neglects the unique and individual needs of each student and fails to recognize that, while many students will succeed and thrive in their local public school, many will also experience more success through various non-public educational options.

The goal of this publication is to offer a comprehensive look at the educational options available to American families and, most importantly, demonstrate where each state can improve and keep pace with their peers. We hope that this publication serves as a resource to the dedicated policymakers around the country who are looking to expand freedom in education for their constituents.

CATEGORY 1: EDUCATION FREEDOM PROGRAMS (40 POINTS)

Education Scholarship Account (ESA), voucher, and tax-credit scholarship programs are individually graded on a 40-point scale. The program with the highest score represents the state’s overall score for this category.

Each program can earn a maximum of 40 points in the following manner:

- 15 points are awarded if the program is not subject to a funding or enrollment cap.
- A maximum of 15 points is awarded based on the percentage of students that are eligible to use the program:
 - 0% - 9.99% = 0 points
 - 10% - 19.99% = 1 point
 - 20% - 29.99% = 2 points
 - 30% - 39.99% = 3 points
 - 40% - 49.99% = 4 points
 - 50% - 59.99% = 5 points
 - 60% - 69.99% = 7 points
 - 70% - 79.99% = 9 points
 - 80% - 89.99% = 11 points
 - 90% - 99.99% = 13 points
 - 100% = 15 points
- A maximum of 5 points is awarded based on the program’s participation rate. The participation rate is calculated as the percentage of a state’s K-12 student population using the program. Points are awarded as follows:
 - 0% - 0.49% = 0 points
 - 0.50% - 0.99% = 0.5 point
 - 1% - 1.49% = 1 point
 - 1.50% - 1.99% = 1.5 points
 - 2% - 2.49% = 2 points
 - 2.50% - 2.99% = 2.5 points
 - 3% - 3.49% = 3 points
 - 3.50% - 3.99% = 3.5 points
 - 4% - 4.49% = 4 points
 - 4.50% - 4.99% = 4.5 points
 - > 5% = 5 points
- 5 points are awarded if the program is an ESA

Note: Hyperlocal programs that are only available to students in a certain city are not included.

Data Source: [EdChoice](#)

METHODOLOGY AND SCORING DETAILS

EDUCATION FREEDOM PROGRAMS

The tables below list the current education freedom financing programs in each state along with the program type and total score. The highest scoring program represents the state's score for the funding and financing scoring category.

ALABAMA

PROGRAM	TYPE	SCORE
Creating Hope and Opportunity for Our Students' Education (CHOOSE) Program	Education Scholarship Account	35.00
Education Scholarship Program	Tax-Credit Scholarship	5.00

ARIZONA

PROGRAM	TYPE	SCORE
Empowerment Scholarship Accounts	Education Scholarship Account	40.00
Original Individual Income Tax Credit Scholarship Program	Tax-Credit Scholarship	31.50
"Switcher" Individual Income Tax Credit Scholarship Program	Tax-Credit Scholarship	29.50
Low-Income Corporate Income Tax Credit Scholarship Program	Tax-Credit Scholarship	9.00
Lexie's Law for Disabled and Displaced Students Tax Credit Scholarship Program	Tax-Credit Scholarship	1.00

ARKANSAS

PROGRAM	TYPE	SCORE
Arkansas Children's Educational Freedom Account Program	Education Scholarship Account	35.50
Philanthropic Investment in Arkansas Kids Scholarship Program	Tax-Credit Scholarship	4.00

FLORIDA

PROGRAM	TYPE	SCORE
Family Empowerment Scholarship for Educational Options Program	Education Scholarship Account	39.00
Florida Tax Credit Scholarship Program	Tax-Credit Scholarship	33.50
Hope Scholarship Program	Tax-Credit Scholarship	26.00
Family Empowerment Scholarship for Students with Unique Abilities	Education Scholarship Account	23.50

GEORGIA

PROGRAM	TYPE	SCORE
Georgia Special Needs Scholarship Program	Voucher	16.00
Qualified Education Expense Tax Credit	Tax-Credit Scholarship	12.00
Georgia Promise Scholarship Program	Education Scholarship Account	6.00

INDIANA

PROGRAM	TYPE	SCORE
Choice Scholarship Program	Voucher	33.00
School Scholarship Tax Credit	Tax-Credit Scholarship	13.50
Education Scholarship Account Program	Education Scholarship Account	6.00

IOWA

PROGRAM	TYPE	SCORE
Students First Education Savings Account Program	Education Scholarship Account	38.00
School Tuition Organization Tax Credit	Tax-Credit Scholarship	11.00

KANSAS

PROGRAM	TYPE	SCORE
Tax Credit for Low-Income Students Scholarship Program	Tax-Credit Scholarship	3.00

LOUISIANA

PROGRAM	TYPE	SCORE
Giving All True Opportunity to Rise (GATOR) Program	Education Scholarship Account	35.00
Tuition Donation Tax Credit	Tax-Credit Scholarship	5.00
Student Scholarships for Educational Excellence Program	Voucher	3.50
School Choice Program for Certain Students with Exceptionalities	Voucher	1.00

MAINE

PROGRAM	TYPE	SCORE
Town Tuitioning Program	Voucher	17.00

MARYLAND

PROGRAM	TYPE	SCORE
Broadening Options and Opportunities for Students Today (BOOST) Program	Voucher	2.00

MISSISSIPPI

PROGRAM	TYPE	SCORE
Mississippi Dyslexia Therapy Scholarship for Students with Dyslexia Program	Voucher	15.00
Nate Rogers Scholarship for Students with Disabilities Program	Voucher	15.00
Equal Opportunity for Students with Special Needs Program	Education Scholarship Account	5.00

MISSOURI

PROGRAM	TYPE	SCORE
Missouri Empowerment Scholarship Accounts	Education Scholarship Account	16.00

MONTANA

PROGRAM	TYPE	SCORE
Tax Credits for Contributions to Student Scholarship Organizations	Tax-Credit Scholarship	15.50
Montana Special Needs Equal Opportunity Education Savings Account Program	Education Scholarship Program	6.00

NEBRASKA

PROGRAM	TYPE	SCORE
Opportunity Scholarship Program	Tax-Credit Scholarship	11.00

NEVADA

PROGRAM	TYPE	SCORE
Nevada Educational Choice Scholarship Program	Tax-Credit Scholarship	7.00

NEW HAMPSHIRE

PROGRAM	TYPE	SCORE
Education Freedom Account Program	Education Scholarship Account	26.50
Town Tuitioning Program	Voucher	15.00
Education Tax Credit Program	Tax-Credit Scholarship	4.50

NORTH CAROLINA

PROGRAM	TYPE	SCORE
Opportunity Scholarships	Voucher	36.50
ESA+	Education Scholarship Account	6.00

OHIO

PROGRAM	TYPE	SCORE
Educational Choice Scholarship Program	Voucher	32.00
Ohio Tax-Credit Scholarship Program	Tax-Credit Scholarship	30.00
Income-Based Scholarship Program	Voucher	17.50
Jon Peterson Special Needs Scholarship Program	Voucher	16.00
Autism Scholarship Program	Voucher	15.00

OKLAHOMA

PROGRAM	TYPE	SCORE
Oklahoma Parental Choice Tax Credit Act	Education Scholarship Account	22.50
Lindsey Nicole Henry Scholarships for Students with Disabilities	Voucher	16.00
Oklahoma Equal Opportunity Education Scholarships	Tax-Credit Scholarship	11.00

PENNSYLVANIA

PROGRAM	TYPE	SCORE
Educational Improvement Tax Credit Program	Tax-Credit Scholarship	11.50
Opportunity Scholarship Tax Credit Program	Tax-Credit Scholarship	1.00

RHODE ISLAND

PROGRAM	TYPE	SCORE
Tax Credits for Contributions to Scholarship Organizations	Tax-Credit Scholarship	4.00

SOUTH CAROLINA

PROGRAM	TYPE	SCORE
Educational Scholarship Trust Fund	Education Scholarship Account	29.00
Educational Credit for Exceptional Needs Children Fund	Tax-Credit Scholarship	1.00

SOUTH DAKOTA

PROGRAM	TYPE	SCORE
Partners in Education Tax Credit Program	Tax-Credit Scholarship	6.00

TENNESSEE

PROGRAM	TYPE	SCORE
Education Savings Account Pilot Program	Voucher	21.00
Individualized Education Accounts	Education Scholarship Account	20.00

UTAH

PROGRAM	TYPE	SCORE
Utah Fits All Scholarship Program	Education Scholarship Account	20.50
Carson Smith Special Needs Scholarship Program	Voucher	1.00
Special Needs Opportunity Scholarship Program	Tax-Credit Scholarship	1.00

VERMONT

PROGRAM	TYPE	SCORE
Town Tuitioning Program	Voucher	19.00

VIRGINIA

PROGRAM	TYPE	SCORE
Education Improvement Scholarships Tax Credits Program	Tax-Credit Scholarship	4.00

WEST VIRGINIA

PROGRAM	TYPE	SCORE
Hope Scholarship Program	Education Scholarship Account	37.00

WISCONSIN

PROGRAM	TYPE	SCORE
Special Needs Scholarship Program	Voucher	1.00
Statewide Parental Choice Program	Voucher	4.00

WYOMING

PROGRAM	TYPE	SCORE
Wyoming Education Savings Account Program	Education Scholarship Account	7.00

METHODOLOGY AND SCORING DETAILS

CATEGORY 2: CHARTER SCHOOLS (15 POINTS)

- A maximum of 3.75 points is awarded when a state has multiple, independent charter authorizing entities.
- A maximum of 3.75 points is awarded when a state does not cap charter school growth and allows them to scale.
- A maximum of 3.75 points is awarded when state law gives charter schools the flexibility and autonomy to innovate and operate freely.
- A maximum of 3.75 points is awarded when charter school funding is equitable to that of their traditional public-school counterparts.

Note: Scores in the Center for Education Reform's report were adjusted to fit the 15-point scale used for this category.

Data Source: [The Center for Education Reform's 2024 National Charter School Law Rankings & Scorecard](#)

SCORING DETAIL - CHARTER SCHOOLS

STATE	CHARTER AUTHORIZERS	GROWTH	OPERATIONS	EQUITY	TOTAL
Alabama	1.79	0.67	2.46	2.24	7.16
Alaska	1.12	0.67	2.24	2.01	6.04
Arizona	1.79	2.91	3.13	4.03	11.87
Arkansas	1.46	0.90	2.91	3.36	8.62
California	2.01	1.57	1.34	2.24	7.16
Colorado	1.68	1.79	2.91	3.13	9.51
Connecticut	1.46	0.67	0.67	2.24	5.04
Delaware	1.57	0.90	2.46	0.90	5.82
Florida	2.24	2.46	3.36	3.81	11.87
Georgia	1.34	2.01	2.69	2.24	8.28
Hawaii	1.34	1.12	2.46	1.79	6.72
Idaho	2.46	2.46	2.01	3.13	10.07
Illinois	2.01	0.67	0.45	2.24	5.37
Indiana	1.79	2.91	2.46	2.91	10.07
Iowa	1.23	0.90	2.46	2.69	7.28

Values may not add to totals due to rounding.

STATE	CHARTER AUTHORIZERS	GROWTH	OPERATIONS	EQUITY	TOTAL
Kansas	0.00	0.00	2.24	0.45	2.69
Kentucky	1.34	1.12	0.67	2.69	5.82
Louisiana	2.24	2.24	0.90	3.58	8.96
Maine	1.57	0.67	0.67	1.79	4.70
Maryland	1.57	0.67	0.00	2.69	4.93
Massachusetts	1.46	1.57	2.91	1.79	7.72
Michigan	2.01	3.36	2.69	2.91	10.97
Minnesota	2.91	2.24	2.91	2.91	10.97
Mississippi	1.79	1.79	0.90	2.01	6.49
Missouri	2.01	2.01	1.79	2.69	8.51
Montana	2.24	1.12	2.91	1.57	7.84
Nebraska	0.00	0.00	0.00	0.00	0.00
Nevada	2.46	0.90	1.34	3.13	7.84
New Hampshire	1.34	0.67	2.46	3.36	7.84
New Jersey	1.90	0.67	2.46	2.01	7.05
New Mexico	1.57	1.34	2.69	1.57	7.16
New York	1.46	3.13	2.91	2.46	9.96
North Carolina	2.35	2.01	2.24	2.69	9.29
North Dakota	0.00	0.00	0.00	0.00	0.00
Ohio	1.90	2.46	2.24	2.69	9.29
Oklahoma	1.57	2.69	1.79	3.13	9.18
Oregon	0.90	0.67	2.01	2.69	6.27
Pennsylvania	1.79	0.67	2.24	2.91	7.61
Rhode Island	1.34	0.22	2.24	0.67	4.48
South Carolina	1.57	2.24	2.91	2.91	9.63
South Dakota	0.00	0.00	0.00	0.00	0.00
Tennessee	1.57	1.34	1.57	3.81	8.28
Texas	2.24	1.34	2.01	3.36	8.96
Utah	1.23	1.79	3.36	2.91	9.29
Vermont	0.00	0.00	0.00	0.00	0.00
Virginia	0.00	0.00	2.24	0.67	2.91
Washington	0.45	0.90	0.67	2.46	4.48
West Virginia	1.34	2.01	2.24	3.13	8.73
Wisconsin	1.34	1.57	2.91	2.91	8.73
Wyoming	1.23	1.12	0.22	1.79	4.37

Values may not add to totals due to rounding.

METHODOLOGY AND SCORING DETAILS

CATEGORY 3: HOMESCHOOLING (15 POINTS)

- 0 points are awarded to “high regulation” states
- 5 points are awarded to “moderate regulation” states
- 10 points are awarded to “low regulation” states
- 15 points are awarded to “no notice, low regulation” states

Data Source: [The Home School Legal Defense Association](#)

SCORING DETAIL - HOMESCHOOLING

STATE	REGULATORY ENVIRONMENT	SCORE
Alabama	Low	10
Alaska	No notice, low regulation	15
Arizona	Low	10
Arkansas	Low	10
California	Low	10
Colorado	Low	10
Connecticut	No notice, low regulation	15
Delaware	Low	10
Florida	Low	10
Georgia	Low	10
Hawaii	Moderate	5
Idaho	No notice, low regulation	15
Illinois	No notice, low regulation	15
Indiana	No notice, low regulation	15
Iowa	No notice, low regulation	15
Kansas	Low	10
Kentucky	Low	10

STATE	REGULATORY ENVIRONMENT	SCORE
Louisiana	Low	10
Maine	Moderate	5
Maryland	Low	10
Massachusetts	High	0
Michigan	No notice, low regulation	15
Minnesota	Moderate	5
Mississippi	Low	10
Missouri	No notice, low regulation	15
Montana	Low	10
Nebraska	Low	10
Nevada	Low	10
New Hampshire	Moderate	5
New Jersey	No notice, low regulation	15
New Mexico	Low	10
New York	High	0
North Carolina	Moderate	5
North Dakota	Moderate	5
Ohio	Low	10
Oklahoma	No notice, low regulation	15
Oregon	Moderate	5
Pennsylvania	High	0
Rhode Island	High	0
South Carolina	Moderate	5
South Dakota	Low	10
Tennessee	Low	10
Texas	No notice, low regulation	15
Utah	Low	10
Vermont	Moderate	5
Virginia	Moderate	5
Washington	Moderate	5
West Virginia	Moderate	5
Wisconsin	Low	10
Wyoming	Low	10

METHODOLOGY AND SCORING DETAILS

CATEGORY 4: VIRTUAL SCHOOLING (15 POINTS)

- 3.75 points are awarded when statewide virtual schools are available.
- 3.75 points are awarded when multi-district, fully virtual schools are available.
- 3.75 points are awarded for having a state-level approval process for virtual schools.
- 3.75 points are awarded for having a state-level approval process for virtual courses.

Data Source: [The Digital Learning Collaborative](#)

SCORING DETAIL - VIRTUAL SCHOOLING

STATE	STATE VIRTUAL SCHOOL	MULTI-DISTRICT FULLY ONLINE SCHOOLS	STATE APPROVAL PROCESS FOR ONLINE PROVIDERS	STATE APPROVAL PROCESS FOR ONLINE COURSES	SCORE
Alabama	Yes	Yes	No	No	7.5
Alaska	Yes	Yes	No	No	7.5
Arizona	No	Yes	No	No	3.75
Arkansas	Yes	Yes	Yes	Yes	15
California	Yes	Yes	No	No	7.5
Colorado	Yes	Yes	No	No	7.5
Connecticut	No	No	No	No	0
Delaware	No	No	No	No	0
Florida	Yes	Yes	Yes	Yes	15
Georgia	Yes	Yes	No	No	7.5
Hawaii	Yes	Yes	No	No	7.5
Idaho	Yes	Yes	No	No	7.5
Illinois	No	No	Yes	No	3.75
Indiana	No	Yes	Yes	Yes	11.25
Iowa	No	Yes	Yes	No	7.5
Kansas	No	Yes	Yes	No	7.5

SCORING DETAIL - VIRTUAL SCHOOLING

(Continued...)

STATE	STATE VIRTUAL SCHOOL	MULTI-DISTRICT FULLY ONLINE SCHOOLS	STATE APPROVAL PROCESS FOR ONLINE PROVIDERS	STATE APPROVAL PROCESS FOR ONLINE COURSES	SCORE
Kentucky	No	Yes	No	No	3.75
Louisiana	No	Yes	Yes	No	7.5
Maine	No	Yes	No	No	3.75
Maryland	No	Yes	Yes	Yes	11.25
Massachusetts	No	Yes	No	No	3.75
Michigan	Yes	Yes	No	No	7.5
Minnesota	No	Yes	Yes	Yes	11.25
Mississippi	No	No	No	Yes	3.75
Missouri	No	Yes	Yes	Yes	11.25
Montana	Yes	No	No	No	3.75
Nebraska	No	No	No	No	0
Nevada	No	Yes	Yes	Yes	11.25
New Hampshire	Yes	Yes	No	No	7.5
New Jersey	No	No	No	No	0
New Mexico	No	Yes	No	No	3.75
New York	No	No	No	No	0
North Carolina	Yes	Yes	No	No	7.5
North Dakota	Yes	Yes	No	No	7.5
Ohio	No	Yes	Yes	No	7.5
Oklahoma	No	Yes	Yes	Yes	11.25
Oregon	No	Yes	No	No	3.75
Pennsylvania	No	Yes	No	No	3.75
Rhode Island	No	Yes	No	No	3.75
South Carolina	Yes	Yes	No	No	7.5
South Dakota	No	No	Yes	Yes	7.5
Tennessee	No	Yes	No	No	3.75
Texas	No	Yes	Yes	Yes	11.25
Utah	No	Yes	Yes	Yes	11.25
Vermont	Yes	No	No	No	3.75
Virginia	Yes	Yes	Yes	No	11.25
Washington	No	Yes	Yes	No	7.5
West Virginia	Yes	No	No	Yes	7.5
Wisconsin	Yes	Yes	No	No	7.5
Wyoming	No	Yes	Yes	Yes	11.25

METHODOLOGY AND SCORING DETAILS

CATEGORY 5: OPEN ENROLLMENT (15 POINTS)

- 5 points are awarded when a state allows intradistrict open enrollment.
- 5 points are awarded when a state allows interdistrict open enrollment.
- 1 point is awarded when state education authorities are required to report basic open enrollment data like the number of transfers accepted and rejected.
- 1 point is awarded when local education authorities are required to report basic open enrollment data like the number of transfers accepted and rejected.
- 3 points are awarded when a state prohibits public schools from charging tuition to transferring students.

Note: In order for a state to receive points for having an intradistrict and/or interdistrict open enrollment policy, public schools must be required to accept transferring students unless a reasonable circumstance exists. These circumstances can include capacity/size limitations and desegregation orders. When these limitations exist, a state will still receive full credit for the policy.

Data Source: [Reason Foundation](#)

SCORING DETAIL - OPEN ENROLLMENT

STATE	INTER-DISTRICT	INTRA-DISTRICT	STATE TRANSPARENCY	LOCAL TRANSPARENCY	FREE FOR FAMILIES	TOTAL
Alabama	0	0	0	0	0	0
Alaska	0	0	0	0	0	0
Arizona	5	5	0	1	3	14
Arkansas	5	0	0	0	3	8
California	0	5	0	0	0	5
Colorado	5	5	0	0	3	13
Connecticut	0	0	0	0	3	3
Delaware	5	5	0	0	3	13
Florida	5	5	0	1	3	14
Georgia	0	5	0	0	0	5
Hawaii	0	0	0	0	3	3
Idaho	5	5	0	1	3	14
Illinois	0	0	0	0	0	0
Indiana	0	0	0	0	0	0
Iowa	5	0	0	0	0	5
Kansas	5	0	1	1	3	10
Kentucky	0	0	0	0	0	0

SCORING DETAIL - OPEN ENROLLMENT

(Continued...)

STATE	INTER-DISTRICT	INTRA-DISTRICT	STATE TRANSPARENCY	LOCAL TRANSPARENCY	FREE FOR FAMILIES	TOTAL
Louisiana	0	0	0	0	3	3
Maine	0	0	0	0	0	0
Maryland	0	0	0	0	0	0
Massachusetts	0	0	0	0	3	3
Michigan	0	0	0	0	0	0
Minnesota	0	0	0	0	3	3
Mississippi	0	0	0	0	3	3
Missouri	0	0	0	0	0	0
Montana	5	0	0	0	3	8
Nebraska	5	0	0	1	3	9
Nevada	0	0	0	0	0	0
New Hampshire	0	0	0	0	3	3
New Jersey	0	0	0	0	0	0
New Mexico	0	0	0	0	0	0
New York	0	0	0	0	0	0
North Carolina	0	0	0	0	0	0
North Dakota	5	0	0	0	3	8
Ohio	0	5	0	0	0	5
Oklahoma	5	5	1	1	3	15
Oregon	0	0	0	0	0	0
Pennsylvania	0	0	0	0	3	3
Rhode Island	0	0	0	0	3	3
South Carolina	0	0	0	0	0	0
South Dakota	5	5	0	0	0	10
Tennessee	0	5	0	1	0	6
Texas	0	0	0	0	0	0
Utah	5	5	0	1	3	14
Vermont	0	0	0	0	3	3
Virginia	0	0	0	0	0	0
Washington	0	5	0	0	0	5
West Virginia	5	5	0	0	3	13
Wisconsin	5	0	1	0	3	9
Wyoming	0	0	0	0	0	0

METHODOLOGY AND SCORING DETAILS

LETTER GRADING

In addition to its total score, each state received a letter grade that was awarded in the following manner:

- States scoring in the 99th percentile (above 84.98) received an “A+”
- States scoring in the 90th percentile (between 71.39 and 84.97) received an “A”
- States scoring in the 85th percentile (between 64.84 and 71.38) received an “A-“
- States scoring in the 80th percentile (between 60.49 and 64.83) received a “B+”
- States scoring in the 75th percentile (between 51.03 and 60.48) received a “B”
- States scoring in the 71st percentile (between 49.67 and 51.02) received a “B-“
- States scoring in the 66th percentile (between 46.65 and 49.66) received a “C+”
- States scoring in the 55th percentile (between 35.57 and 46.64) received a “C”
- States scoring in the 45th percentile (between 32.64 and 35.56) received a “C-“
- States scoring in the 10th percentile (between 20.41 and 32.63) received a “D”
- States scoring below the 10th percentile (between 0 and 20.40) received an “F”

Education freedom programs were graded on the following scale:

- Programs scoring in the 90th percentile (above 35.00) received an “A”
- Programs scoring in the 71st percentile (between 21.66 and 34.99) received a “B”
- Programs scoring in the 60th percentile (between 16.00 and 21.65) received a “C”
- Programs scoring below the 70th percentile, but who received a nonzero score (between 0.01 and 15.99), received a “D”
- Programs scoring no points received a “F”

Charter school laws were assigned the letter grade awarded in the 2024 National Charter School Law Rankings & Scorecard produced by the Center for Education Reform.

Homeschooling laws were graded on the following scale:

- Scores of 15 received an “A”
- Scores of 10 received a “B”
- Scores of 5 received a “C”
- Scores of 0 received a “F”

Open enrollment laws were graded on the following scale:

- Scores of 15 received an “A”
- Scores of 11.25 received a “B”
- Scores of 7.5 received a “C”
- Scores of 3.75 received a “D”
- Scores of 0 received an “F”

Virtual schooling laws were graded on the following scale:

- Scores of 15 received an “A”
- Scores of 11.25 received a “B”
- Scores of 7.5 received a “C”
- Scores of 3.75 received a “D”
- Scores of 0 received an “F”

NOTES

Partial, zero, and/or estimated scores were utilized where necessary. The average total score among the states was 40.20 and the median was 33.49.

ALEC MODEL POLICY SOLUTIONS

For 50 years, ALEC has provided a variety of trusted model policy solutions in education freedom. Below is a selection of those model policies, which policymakers can use as resource to bring as many educational options to as many students as possible. To view these model policies, please scan the QR code at the bottom of this page.

FUNDING & FINANCING

- Hope Scholarship Act

CHARTER SCHOOLS

- Next Generation Charter Schools Act
- Public Charter School Authorizing and Accountability Act

HOMESCHOOLING


- Protecting Religious Homeschooling Act
- Homeschooled Student Access to Testing Act
- Resolution Supporting Homeschooling Freedom

VIRTUAL SCHOOLING

- Digital Teaching and Learning Plan
- Online Learning Clearinghouse Act
- Course Choice Program Act
- Statewide Online Education Act
- Virtual Public Schools Act

OPEN ENROLLMENT

- Open Enrollment Act









TRUSTED SOLUTIONS IN EDUCATION FREEDOM








SCAN TO VIEW ALEC'S
EDUCATION FREEDOM
MODEL POLICIES







OR VISIT [ALEC HERE](#).








STATE REPORT CARDS








2025 | ALEC INDEX OF STATE EDUCATION FREEDOM








ALABAMA		OVERALL RANK: 11 TH
	OVERALL GRADE	B
	EDUCATION FREEDOM PROGRAMS	A
	CHARTER SCHOOLS	C
	HOMESCHOOLING	B
	VIRTUAL SCHOOLING	C
	OPEN ENROLLMENT	F








<div>ALASKA</div> 		OVERALL RANK: 35TH
	OVERALL GRADE	D
	EDUCATION FREEDOM PROGRAMS	F
	CHARTER SCHOOLS	D
	HOMESCHOOLING	A
	VIRTUAL SCHOOLING	C
	OPEN ENROLLMENT	F








ARIZONA		OVERALL RANK: 2 ND
	OVERALL GRADE	A
	EDUCATION FREEDOM PROGRAMS	A
	CHARTER SCHOOLS	A
	HOMESCHOOLING	B
	VIRTUAL SCHOOLING	D
	OPEN ENROLLMENT	A








<div>ARKANSAS</div> <div></div>		OVERALL RANK: 3RD
	OVERALL GRADE	A
	EDUCATION FREEDOM PROGRAMS	A
	CHARTER SCHOOLS	C
	HOMESCHOOLING	B
	VIRTUAL SCHOOLING	A
	OPEN ENROLLMENT	C








CALIFORNIA 		OVERALL RANK: 33 RD
	OVERALL GRADE	D
	EDUCATION FREEDOM PROGRAMS	F
	CHARTER SCHOOLS	C
	HOMESCHOOLING	B
	VIRTUAL SCHOOLING	C
	OPEN ENROLLMENT	D








COLORADO			OVERALL RANK: 19TH
	OVERALL GRADE	C	
	EDUCATION FREEDOM PROGRAMS	F	
	CHARTER SCHOOLS	B	
	HOMESCHOOLING	B	
	VIRTUAL SCHOOLING	C	
	OPEN ENROLLMENT	B	







CONNECTICUT 		OVERALL RANK: 40 TH
	OVERALL GRADE	D
	EDUCATION FREEDOM PROGRAMS	F
	CHARTER SCHOOLS	D
	HOMESCHOOLING	A
	VIRTUAL SCHOOLING	F
	OPEN ENROLLMENT	D








<div>DELAWARE</div> 		OVERALL RANK: 34TH
	OVERALL GRADE	D
	EDUCATION FREEDOM PROGRAMS	F
	CHARTER SCHOOLS	D
	HOMESCHOOLING	B
	VIRTUAL SCHOOLING	F
	OPEN ENROLLMENT	B








<div>FLORIDA</div> <div></div>		OVERALL RANK: <div>1ST</div>
<div></div>	OVERALL GRADE	A ⁺
<div></div>	EDUCATION FREEDOM PROGRAMS	A
<div></div>	CHARTER SCHOOLS	A
<div></div>	HOMESCHOOLING	B
<div></div>	VIRTUAL SCHOOLING	A
<div></div>	OPEN ENROLLMENT	A








<div> <div>GEORGIA</div>  </div>		OVERALL RANK: 17TH
	OVERALL GRADE	C⁺
	EDUCATION FREEDOM PROGRAMS	C
	CHARTER SCHOOLS	C
	HOMESCHOOLING	B
	VIRTUAL SCHOOLING	C
	OPEN ENROLLMENT	D








<div><div>HAWAII</div></div>		OVERALL RANK: 41 ST
	OVERALL GRADE	D
	EDUCATION FREEDOM PROGRAMS	F
	CHARTER SCHOOLS	C
	HOMESCHOOLING	C
	VIRTUAL SCHOOLING	C
	OPEN ENROLLMENT	D








IDAHO		OVERALL RANK: 18TH
	OVERALL GRADE	C
	EDUCATION FREEDOM PROGRAMS	F
	CHARTER SCHOOLS	B
	HOMESCHOOLING	A
	VIRTUAL SCHOOLING	C
	OPEN ENROLLMENT	A








ILLINOIS 		OVERALL RANK: 38 TH
	OVERALL GRADE	D
	EDUCATION FREEDOM PROGRAMS	F
	CHARTER SCHOOLS	D
	HOMESCHOOLING	A
	VIRTUAL SCHOOLING	D
	OPEN ENROLLMENT	F








<div>INDIANA</div> 		OVERALL RANK: 7TH
	OVERALL GRADE	A⁻
	EDUCATION FREEDOM PROGRAMS	B
	CHARTER SCHOOLS	B
	HOMESCHOOLING	A
	VIRTUAL SCHOOLING	B
	OPEN ENROLLMENT	F








<div>IOWA</div> <div></div>		OVERALL RANK: <div>5TH</div>
<div></div>	OVERALL GRADE	A
<div></div>	EDUCATION FREEDOM PROGRAMS	A
<div></div>	CHARTER SCHOOLS	C
<div></div>	HOMESCHOOLING	A
<div></div>	VIRTUAL SCHOOLING	C
<div></div>	OPEN ENROLLMENT	D








<div>KANSAS</div> <div></div>		OVERALL RANK: 27TH
	OVERALL GRADE	C⁻
	EDUCATION FREEDOM PROGRAMS	D
	CHARTER SCHOOLS	F
	HOMESCHOOLING	B
	VIRTUAL SCHOOLING	C
	OPEN ENROLLMENT	C








<div>KENTUCKY</div> <div></div>		OVERALL RANK: 46 TH
	OVERALL GRADE	F
	EDUCATION FREEDOM PROGRAMS	F
	CHARTER SCHOOLS	D
	HOMESCHOOLING	B
	VIRTUAL SCHOOLING	D
	OPEN ENROLLMENT	F








<div>LOUISIANA</div> <div>  </div>		OVERALL RANK: 9TH
	OVERALL GRADE	B⁺
	EDUCATION FREEDOM PROGRAMS	A
	CHARTER SCHOOLS	B
	HOMESCHOOLING	B
	VIRTUAL SCHOOLING	C
	OPEN ENROLLMENT	D








<div>MAINE</div> <div></div>		OVERALL RANK: <div>30TH</div>
<div></div>	OVERALL GRADE	D
<div></div>	EDUCATION FREEDOM PROGRAMS	C
<div></div>	CHARTER SCHOOLS	D
<div></div>	HOMESCHOOLING	C
<div></div>	VIRTUAL SCHOOLING	D
<div></div>	OPEN ENROLLMENT	F








<div> <div>MARYLAND</div>  </div>		OVERALL RANK: 36TH
	OVERALL GRADE	D
	EDUCATION FREEDOM PROGRAMS	D
	CHARTER SCHOOLS	D
	HOMESCHOOLING	B
	VIRTUAL SCHOOLING	B
	OPEN ENROLLMENT	F








MASSACHUSETTS 		OVERALL RANK: 49 TH
	OVERALL GRADE	F
	EDUCATION FREEDOM PROGRAMS	F
	CHARTER SCHOOLS	C
	HOMESCHOOLING	F
	VIRTUAL SCHOOLING	D
	OPEN ENROLLMENT	D








<div> <div>MICHIGAN</div>  </div>		OVERALL RANK: 26TH
	OVERALL GRADE	C⁻
	EDUCATION FREEDOM PROGRAMS	F
	CHARTER SCHOOLS	B
	HOMESCHOOLING	A
	VIRTUAL SCHOOLING	C
	OPEN ENROLLMENT	F








<div>MINNESOTA</div> <div></div>		OVERALL RANK: <div>31ST</div>
<div></div>	OVERALL GRADE	D
<div></div>	EDUCATION FREEDOM PROGRAMS	F
<div></div>	CHARTER SCHOOLS	B
<div></div>	HOMESCHOOLING	C
<div></div>	VIRTUAL SCHOOLING	B
<div></div>	OPEN ENROLLMENT	D








<div>MISSISSIPPI</div> <div>  </div>		OVERALL RANK: 21ST
	OVERALL GRADE	C
	EDUCATION FREEDOM PROGRAMS	D
	CHARTER SCHOOLS	D
	HOMESCHOOLING	B
	VIRTUAL SCHOOLING	D
	OPEN ENROLLMENT	D








<div>MISSOURI</div> <div></div>		OVERALL RANK: <div>14TH</div>
<div></div>	OVERALL GRADE	B ⁻
<div></div>	EDUCATION FREEDOM PROGRAMS	C
<div></div>	CHARTER SCHOOLS	C
<div></div>	HOMESCHOOLING	A
<div></div>	VIRTUAL SCHOOLING	B
<div></div>	OPEN ENROLLMENT	F







<div> <div>MONTANA</div>  </div>		OVERALL RANK: 23RD
	OVERALL GRADE	C
	EDUCATION FREEDOM PROGRAMS	D
	CHARTER SCHOOLS	C
	HOMESCHOOLING	B
	VIRTUAL SCHOOLING	D
	OPEN ENROLLMENT	C








NEBRASKA 		OVERALL RANK: 32 ND
	OVERALL GRADE	D
	EDUCATION FREEDOM PROGRAMS	D
	CHARTER SCHOOLS	F
	HOMESCHOOLING	B
	VIRTUAL SCHOOLING	F
	OPEN ENROLLMENT	C








<div>NEVADA</div> <div></div>		OVERALL RANK: 22ND
	OVERALL GRADE	C
	EDUCATION FREEDOM PROGRAMS	D
	CHARTER SCHOOLS	C
	HOMESCHOOLING	B
	VIRTUAL SCHOOLING	B
	OPEN ENROLLMENT	F








NEW HAMPSHIRE 		OVERALL RANK: 15 TH
	OVERALL GRADE	B ⁻
	EDUCATION FREEDOM PROGRAMS	B
	CHARTER SCHOOLS	C
	HOMESCHOOLING	C
	VIRTUAL SCHOOLING	C
	OPEN ENROLLMENT	D








<div>NEW JERSEY</div> 		OVERALL RANK: 42ND
	OVERALL GRADE	D
	EDUCATION FREEDOM PROGRAMS	F
	CHARTER SCHOOLS	C
	HOMESCHOOLING	A
	VIRTUAL SCHOOLING	F
	OPEN ENROLLMENT	F








NEW MEXICO		OVERALL RANK: 44 TH
	OVERALL GRADE	D
	EDUCATION FREEDOM PROGRAMS	F
	CHARTER SCHOOLS	C
	HOMESCHOOLING	B
	VIRTUAL SCHOOLING	D
	OPEN ENROLLMENT	F








<div>NEW YORK</div> 		OVERALL RANK: 50TH
	OVERALL GRADE	F
	EDUCATION FREEDOM PROGRAMS	F
	CHARTER SCHOOLS	B
	HOMESCHOOLING	F
	VIRTUAL SCHOOLING	F
	OPEN ENROLLMENT	F








NORTH CAROLINA 		OVERALL RANK: 12TH
	OVERALL GRADE	B
	EDUCATION FREEDOM PROGRAMS	A
	CHARTER SCHOOLS	B
	HOMESCHOOLING	C
	VIRTUAL SCHOOLING	C
	OPEN ENROLLMENT	F







<div> <div>NORTH DAKOTA</div>  </div>		OVERALL RANK: 45TH
	OVERALL GRADE	D
	EDUCATION FREEDOM PROGRAMS	F
	CHARTER SCHOOLS	F
	HOMESCHOOLING	C
	VIRTUAL SCHOOLING	C
	OPEN ENROLLMENT	C








<div>OHIO</div> <div></div>		OVERALL RANK: <div>10TH</div>
<div></div>	OVERALL GRADE	B ⁺
<div></div>	EDUCATION FREEDOM PROGRAMS	B
<div></div>	CHARTER SCHOOLS	B
<div></div>	HOMESCHOOLING	B
<div></div>	VIRTUAL SCHOOLING	C
<div></div>	OPEN ENROLLMENT	D








<div>OKLAHOMA</div> 		OVERALL RANK: 4TH
	OVERALL GRADE	A
	EDUCATION FREEDOM PROGRAMS	B
	CHARTER SCHOOLS	B
	HOMESCHOOLING	A
	VIRTUAL SCHOOLING	B
	OPEN ENROLLMENT	A








OREGON 		OVERALL RANK: 48 TH
	OVERALL GRADE	F
	EDUCATION FREEDOM PROGRAMS	F
	CHARTER SCHOOLS	D
	HOMESCHOOLING	C
	VIRTUAL SCHOOLING	D
	OPEN ENROLLMENT	F







PENNSYLVANIA 		OVERALL RANK: 37TH
	OVERALL GRADE	D
	EDUCATION FREEDOM PROGRAMS	D
	CHARTER SCHOOLS	C
	HOMESCHOOLING	F
	VIRTUAL SCHOOLING	D
	OPEN ENROLLMENT	D








RHODE ISLAND		OVERALL RANK: 47 TH
	OVERALL GRADE	F
	EDUCATION FREEDOM PROGRAMS	D
	CHARTER SCHOOLS	D
	HOMESCHOOLING	F
	VIRTUAL SCHOOLING	D
	OPEN ENROLLMENT	D







<div> <div>SOUTH CAROLINA</div>  </div>		OVERALL RANK: 13TH
	OVERALL GRADE	B
	EDUCATION FREEDOM PROGRAMS	B
	CHARTER SCHOOLS	B
	HOMESCHOOLING	C
	VIRTUAL SCHOOLING	C
	OPEN ENROLLMENT	F








SOUTH DAKOTA 		OVERALL RANK: 25 TH
	OVERALL GRADE	C ⁻
	EDUCATION FREEDOM PROGRAMS	D
	CHARTER SCHOOLS	F
	HOMESCHOOLING	B
	VIRTUAL SCHOOLING	C
	OPEN ENROLLMENT	C







<div>TENNESSEE</div> 		OVERALL RANK: 16TH
	OVERALL GRADE	C⁺
	EDUCATION FREEDOM PROGRAMS	C
	CHARTER SCHOOLS	C
	HOMESCHOOLING	B
	VIRTUAL SCHOOLING	D
	OPEN ENROLLMENT	D








TEXAS		OVERALL RANK: 24 TH
	OVERALL GRADE	C ⁻
	EDUCATION FREEDOM PROGRAMS	F
	CHARTER SCHOOLS	B
	HOMESCHOOLING	A
	VIRTUAL SCHOOLING	B
	OPEN ENROLLMENT	F








<div>UTAH</div> 		OVERALL RANK: 8TH
	OVERALL GRADE	A⁻
	EDUCATION FREEDOM PROGRAMS	C
	CHARTER SCHOOLS	B
	HOMESCHOOLING	B
	VIRTUAL SCHOOLING	B
	OPEN ENROLLMENT	A








VERMONT		OVERALL RANK: 29 TH
	OVERALL GRADE	D
	EDUCATION FREEDOM PROGRAMS	C
	CHARTER SCHOOLS	F
	HOMESCHOOLING	C
	VIRTUAL SCHOOLING	D
	OPEN ENROLLMENT	D

<div>VIRGINIA</div> 		OVERALL RANK: 39TH
	OVERALL GRADE	D
	EDUCATION FREEDOM PROGRAMS	D
	CHARTER SCHOOLS	F
	HOMESCHOOLING	C
	VIRTUAL SCHOOLING	B
	OPEN ENROLLMENT	F

WASHINGTON		OVERALL RANK: 43 RD
	OVERALL GRADE	D
	EDUCATION FREEDOM PROGRAMS	F
	CHARTER SCHOOLS	D
	HOMESCHOOLING	C
	VIRTUAL SCHOOLING	C
	OPEN ENROLLMENT	D

<div>WEST VIRGINIA</div> 		OVERALL RANK: 6TH
	OVERALL GRADE	A⁻
	EDUCATION FREEDOM PROGRAMS	A
	CHARTER SCHOOLS	B
	HOMESCHOOLING	C
	VIRTUAL SCHOOLING	C
	OPEN ENROLLMENT	B

WISCONSIN 		OVERALL RANK: 20 TH
	OVERALL GRADE	C
	EDUCATION FREEDOM PROGRAMS	D
	CHARTER SCHOOLS	C
	HOMESCHOOLING	B
	VIRTUAL SCHOOLING	C
	OPEN ENROLLMENT	C

<div>WYOMING</div> 		OVERALL RANK: 28TH
	OVERALL GRADE	D
	EDUCATION FREEDOM PROGRAMS	D
	CHARTER SCHOOLS	F
	HOMESCHOOLING	B
	VIRTUAL SCHOOLING	B
	OPEN ENROLLMENT	F

